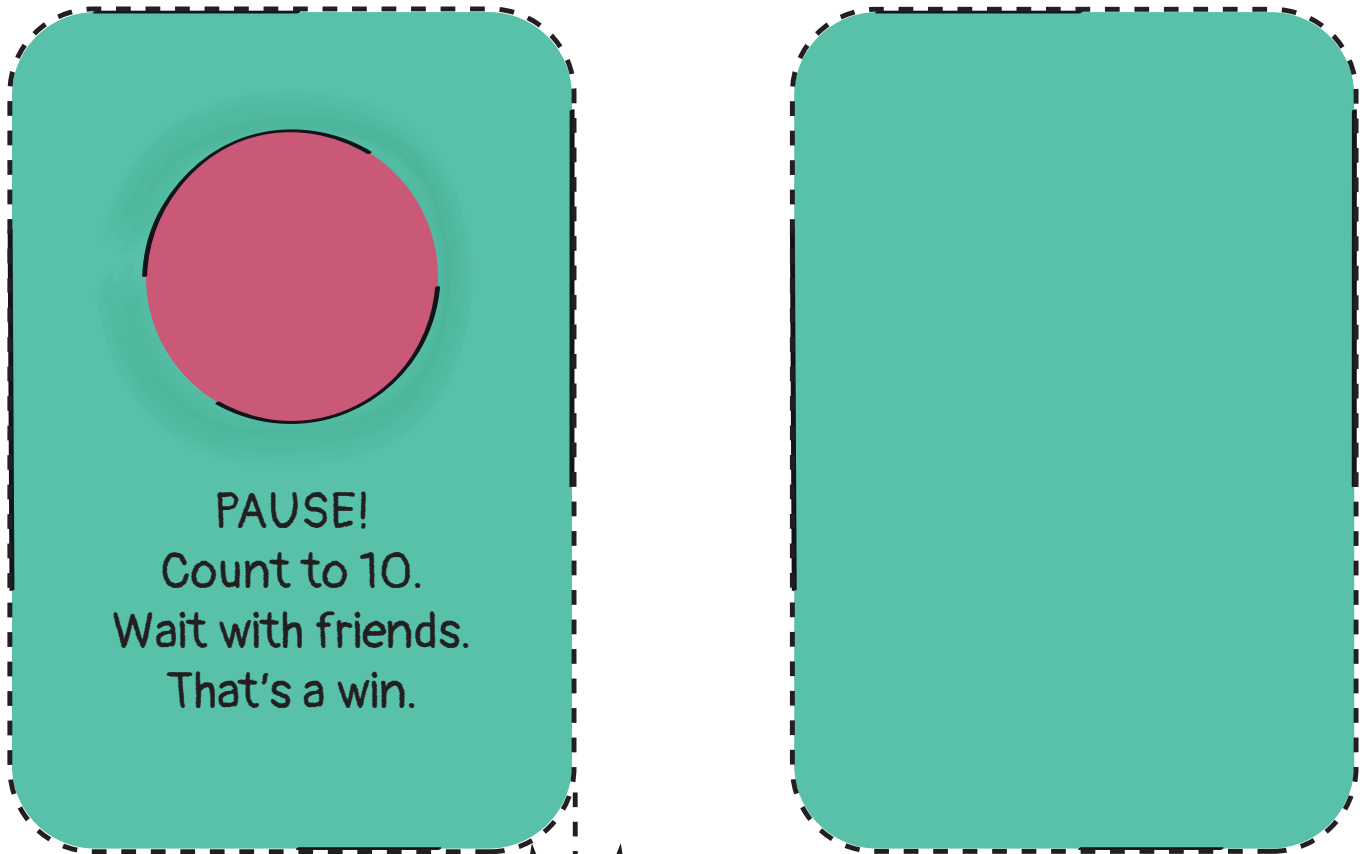


Print out the badge (front and back).

On the back side of the badge,
draw a picture of you remembering to be mindful when waiting,
just like Seymour. Cut out both badges.


Glue them together so you can see both sides.

Use it to help you to remember to be mindful when waiting,
just like Seymour.



Seymour.


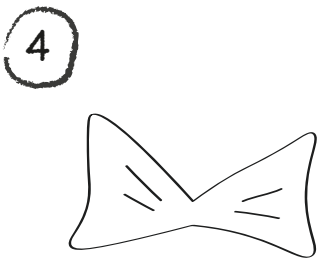



Print out the coloring page. While you color, think about how you can be like Seymour next time you have to wait.
Talk with a grown-up for ideas on how you can do this.



Step by step drawing.

Follow the steps for drawing Seymour.

If you want to draw Turgeusa, follow the steps for Seymour and then follow the step for adding her bow. Add a background.





Blue-Footed Boobies That Inspired the Seymour Books



Activity

Using his Future Vision Goggles 3000 and his charm, Seymour pauses and remembers to use words to let Turquesa know he'd like a turn with the toy she's holding.



Step 1: Turquesa has a toy fish.



Step 2: Seymour asks for a turn and Turquesa is happy that he didn't grab it from her.



Step 3: Turquesa says OK. Once she's finished with it, she generously gives it to him.



Step 4: Seymour says thank you. He is grateful she remembered he was waiting.

Draw the charm that Seymour uses here!

Activity

Put on your own Future Vision Goggles 3000 and draw how your charm will help you pause and think about how to get something you would like. Show how you think others will respond to your idea.



Step 1



Step 2



Step 3



Step 4

Draw YOUR charm here!